

**6 Support Facilities**

**Support Facilities Supporting Data**

The purpose of the Support Facilities Element is to ensure the provision of support facilities to meet University needs during the planning period.

**1. Inventory and Analysis of Existing Conditions**

**1.a. Inventory of Existing Support Building Space**

**Table 6.1** shows an inventory of existing building spaces on the Main Campus that are used for support facilities. Support spaces are identified in the Guidelines in four categories: administrative offices, physical plant, general auxiliary (such as day care), and student support services and activities. Individual building total NASF and GSF are shown as well as NASF and GSF subtotals for each category. Area for temporary buildings was not included.

**Figure 6.1** shows in graphic form the location of these support facilities, categorized by the same four types of use as above.

**Table 6.1.a Inventory of Existing Support Building Space-Main Campus**

<b>ADMINISTRATIVE</b>	<b>BUILDING NUMBER</b>	<b>NASF</b>	<b>GSF</b>
Westcott Building	1	81,690	152,255
Shaw Telecommunications	11	14,140	24,028
Tanner Public Safety Facility	76	14,886	26,672
Tyner Hall (Former Presidents Res.)	86	1,828	7,044
University Center Building A	223	141,893	227,472
University Center Building C	225	145,579	243,276
Stavros Center	394	3,709	5,507
Employee Assistance Program	437	2,129	3,277
Jefferson Street Quad (Aramark)	445	2,187	3,277
Library Technical Facility Offices	454	11,977	15,000
Alumni Center Facility	465	12,713	31,700
President's Residence	4012	7,500	11,000
	<b>Subtotal</b>	440,231	750,508

Revised: 26 June 2015

**Table 6.1.a Inventory of Existing Support Building Space-Main Campus (continued)**

<b>PHYSICAL PLANT</b>	<b>BUILDING NUMBER</b>	<b>NASF</b>	<b>GSF</b>
Central Utilities Plant	30	3,571	23,223
Satellite Utilities Plant I	33	0	6,006
Mendenhall Maintenance Building A	77	54,091	75,115
Mendenhall Maintenance Building B	78	20,085	18,032
Starbucks	141	1,152	1,456
Zone 3 Maintenance Facility	249	1,417	1,613
Westcott Welcome Center	255	73	279
Maintenance Flammable Storage	292	216	253
Warehouse #3, 813 Lake Bradford	490	12,300	11,792
Warehouse #4, 813 Lake Bradford	491	6,873	7,000
Satellite Chilled Water Plant II	4013	7,544	7,861
	<b>Subtotal</b>	99,778	153,103

<b>GENERAL AUXILLIARY</b>	<b>BUILDING NUMBER</b>	<b>NASF</b>	<b>GSF</b>
Woodward Ave Parking Garage	70	283,177	352,920
Union Post Office Building	199	16,111	26,556
University Center Building B	224	49,602	83,470
Gate Control Booth- University Center	258	315	360
Campus Services Building	468	2,614	4,588

Revised: 26 June 2015

---

**SUPPORTING DATA****2008 UPDATE****6 Support Facilities**

Printing and Postal Services Facility	469	10,496	14,638
University Center-Building D	226	133,701	228,603
Bus Stop-Academic Way	375	0	240
Traditions Parking Garage	378	300,492	325,500
Bus Stop-Chieftan Way	435	0	240
Howser Ticket & Concession	456	1,541	2,700
Howser Batting Tunnel	457	8,698	8,900
Howser Grounds Maintenance	458	1,271	1,469
Howser North Gate	459	169	206
Bus Shelter-Stadium Drive	485	0	250
M. L. Track Restrooms	486	0	2,113
West Dining Facility	488	14,140	19,097
Spirit Way Parking Garage	4006	498,000	513,030
Call Street Parking Garage	4014	310,439	367,763
St. Augustine Parking Garage	4025	322,931	362,836
Pensacola Parking Garage	4028	311,290	392,494
University Center Bus Stop	4225	0	749
Academic Way (Northside) Bus Stop	220	0	62
<b>Subtotal</b>		<b>2,264,987</b>	<b>2,708,784</b>

Revised: 26 June 2015

**Table 6.1.a Inventory of Existing Support Building Space-Main Campus (continued)**

<b>STUDENT SUPPORT SERVICES</b>	<b>BUILDING NUMBER</b>	<b>NASF</b>	<b>GSF</b>
Leach Student Recreation Center	26	85,934	131,501
Thagard Building	28	21,694	35,088
Oglesby Union—Turner Building	51	37,072	96,150
Haskin Circus Complex	117	3,838	5,871
Oglesby Union- Crenshaw Building	193	11,285	12,580
Oglesby Union-Activities Building	194	24,961	41,749
Oglesby Union-Moore Auditorium	195	5,358	8,688
Oglesby Union-Davis Building	196	38,132	64,368
Sport Clubs Fields Facility	254	1,120	2,811
Askew Student Life Building	260	31,102	52,500
Student Services Building	379	28,743	57,588
Black Student Union	433	950	1,871
Global & Multicultural Center	4031		43,000
Dunlap Success Center	4011		47,500
	<b>Subtotal</b>	<b>291,256</b>	<b>512,099</b>

**Table 6.1.b Inventory of Existing Support Building Space-Southwest Campus**

<b>ADMINISTRATIVE</b>	<b>BUILDING NUMBER</b>	<b>NASF</b>	<b>GSF</b>
Opera Scene Shop	056	5,928	6,100
Property Records, Warehouse #1	295	6,336	7,200
Property Records, Warehouse #2	297	6,359	7,200
Oceanography Storage	370	3,953	4,080
Controller Warehouse	493	6,500	6,690
	<b>Subtotal</b>	<b>29,076</b>	<b>31,270</b>

<b>GENERAL AUXILLIARY</b>	<b>BUILDING NUMBER</b>	<b>NASF</b>	<b>GSF</b>
Golf Course Restroom	59	0	120
Middleton (David J) Golf Center	62	18,722	30,326
Housing Warehouse #2	298	5,470	7,200
Housing Warehouse #1	300	7,424	7,740
Business Services Warehouse	492	7,754	8,055
Intramural Sports Outdoor Complex	8004		7,510
	<b>Subtotal</b>	<b>39,370</b>	<b>53,441</b>

Revised: 26 June 2015

**6.1.c. Inventory of Existing Support Building Space-Panama City Campus**

<b>ADMINISTRATIVE</b>	<b>BUILDING NUMBER</b>	<b>NASF</b>	<b>GSF</b>
PC Administrative Service Center	1014	10,419	18,250
<b>Subtotal</b>		10,419	18,250

Source: FSU University Space Management System (USMS) - Building Summary, February 2015.

**1.b. Inventory of Intercollegiate and Intramural Athletic Facilities**

The FSU Main Campus supports a wide variety of athletic activities. FSU has a first-class football stadium that seats 82,300 and serves as a major campus focal point of activity. The campus also has excellent baseball, swimming, tennis, gymnasias, and other intercollegiate athletic facilities.

**Table 6.2** shows the total number of intercollegiate ball fields, courts, etc. on the Main Campus of FSU. Usage figures are included where available. Games in the softball, baseball, basketball, and volleyball facilities are held according to NCAA guidelines and schedules. Numbers in parentheses indicate that those fields are counted elsewhere. For instance, in **Table 6.2**, the total numbers of basketball and tennis courts are shown first, and then are broken out by sex of user. Also, in **Table 6.3**, the intramural fields support either four simultaneous football games, three soccer games, or three softball games (etc.). Acreage figures are rounded to the nearest acre and correspond to the shaded areas on **Figure 6.2**.

**TABLE 6.2 Main Campus Intercollegiate Athletic Fields/Courts**

<b>SPORT</b>	<b>GAME</b>	<b>PRACTICE</b>	<b>LOCATION/ACREAGE</b>	<b>USE</b>
Football	1	3	18.16 Acres (includes Bobby Bowden Field, football practice fields)	Game: 46 days/yr. Practice: 90 days/yr. Also, daily summer use
Softball	1	Same	2 Acres	Year around use
Baseball	1	Same	4.92 Acres	Year around use
Basketball	1	2	Donald L Tucker Center	Men & Women
Volleyball	1	3	Tully Gym	

Revised: 26 June 2015

---

**SUPPORTING DATA****2008 UPDATE****6 Support Facilities**

<b>SPORT</b>	<b>GAME</b>	<b>PRACTICE</b>	<b>LOCATION/ACREAGE</b>	<b>USE</b>
Tennis	12	Same	2.07 Acres	Year around use (also rec users)
Track	1	Same	3.96 Acres Mike Long Track	Year around use (also by recreational users)
Golf		1	Courses at Southwest campus	August-June
Soccer	1	Same	4.67 Acres	
Swimming	2	Same	Share Leach pool with Student Recreation	336 days/yr (also by recreational users)

Source: FSU Athletics Department, March 2015

On the Main Campus, indoor recreational activity is focused on two locations: the Bobby E. Leach Student Recreation Center, opened in 1991, and the Fitness & Movement Clinic in the Health and Wellness Center, opened in 2012. Both facilities are located on the west side of campus. The facilities record approximately 900,000 visits combined each year. In total, FSU has approximately 150,000 square feet of dedicated indoor recreation space. The amount of indoor general recreation space is inadequate at this time when compared to industry standards.

Intramural facilities also provide a variety of recreational opportunities. Outdoor facilities are concentrated in three locations: the western side of the Main Campus, the southern side of the Main Campus, and the western side of the Southwest Campus. The Main Campus locations are close enough to provide easy access to all FSU users. The Southwest Campus location requires a short drive for Main Campus residents. Outdoor recreational field space supports not only planned intramural activities, but sport club activities and informal recreation (“pick-up games” or “open recreation”).

Three complexes comprise the outdoor recreational space for FSU. The Main Campus Fields (formerly the “Intramural Sports Complex”), opened in 1998, is a 12-acre facility located across from Doak Campbell Stadium on the south side of the Main Campus. The Westside Courts (formerly the “Salley Hall Courts”), renovated in 2010, is comprised on 5 outdoor courts and is located on the west side of the Main Campus. The Rec SportsPlex, opened in 2007, is a 104-acre facility on the Southwest Campus. The Rec SportsPlex is comprised of 21 sports fields for various outdoor team sports; approximately 58 acres of the facility is playable space with the remaining space dedicated to support facilities, parking, and future development. The amount of outdoor recreational space is satisfactory for the current student population.

---

Revised: 26 June 2015

**6 Support Facilities**

Additional indoor space is available for intramural activities in Tully Gymnasium, a shared-use facility among Campus Recreation, Athletics, and the Department of Sport Management. The 4 full-size basketball courts are utilized by all three groups on a nearly daily basis. Limited indoor court space is available in the Leach Center, including 3 basketball courts and 6 racquet sports courts. The amount of indoor recreational court space is inadequate at this time, due to heavy use.

**Table 6.3** shows the number of ball fields, courts, and etc. information for intramural/extramural activities. Although there is some sharing of facilities between intercollegiate and intramural facilities, identification has been made based on primary use. The FSU band field is also used secondarily for intramural recreation, but it has not been included with the primary recreation fields.

**TABLE 6.3 Main Campus Intramural Athletic Fields/Courts**

<b>SPORT</b>	<b>FIELD/COURT</b>	<b>LOCATION/ACREAGE</b>	<b>USE/PARTICIPATION IN 2014</b>
Basketball	4	Tully Gym	350 IM teams/2,610
Volleyball	4	Tully Gym	170 IM teams; 1,673
Dodgeball	4	Tully Gym	135 IM teams/1,335
Flag Football	12	28.2 acres, Rec SportsPlex East	502 IM teams/5,331
Soccer	9	28.2 acres, Rec SportsPlex East	423 IM teams/4,321
Kickball	12	28.2 acres, Rec SportsPlex East	181 IM teams/2,117
Softball	5	16.6 acres, Rec SportsPlex East	217 IM teams/ 3,149
Club Sports	4	12.6 acres, Rec SportsPlex East	Rugby, Soccer, Field Hockey, Frisbee, Lacrosse, Quidditch
Lacrosse	1	2 acres, Band Field	No intramural activities

Source: FSU Recreation Department, September 2015

**Figure 6.3** shows in graphic form the intercollegiate and intramural athletic facilities for the Main Campus of FSU as in **Tables 6.2** and **6.3**, facilities have been designated based on primary use.

**1.c. Projections of Future Enrollment**

**Table 6.4** shows the existing and projected student enrollment figures for FSU. This

Revised: 26 June 2015

information is repeated for reference from Element 2.

**TABLE 6.4 Enrollment Projections (Fall Semester)**

<b>Classification</b>	<b>2013-14</b>	<b>Projected 2015-2016</b>	<b>Projected 2020-2021</b>
Undergraduate FTE	25,898	23,875	24,590
Graduate FTE	5,451	5,580	6,135
College of Medicine FTE	480	485	480
Total FTE	31,925	29,940	31,205

Source: Element 2: Tables 2.3a & 2.3b

**1.d. Space Use Standards**

The State University System does not have space use standards for support space types. Support area needs are calculated from FTEs.

**1.e. Existing Space Utilization**

FSU does not record space use for the space types listed in 1.a. above. Support area needs are calculated from FTEs.

**2. Future Needs/Requirements****2.a. Projection of Future Support Service Activities**

Florida State University is planning major expansion in all four areas of support facilities. The master plan also depicts several projects intended to expand and/or renovate portions of the Oglesby Student Union. The showcase of this expansion is the planned Academic Community Complex, which will provide opportunities to better integrate academic and student support activities.

In the area of administrative space, the University routinely reviews its current inventory of space and seeks to balance the need for new space in as efficient manner as possible. Though there are no plans to construct new administrative buildings at any of the three sites included in the Campus Master Plan, there are a number of smaller initiatives being considered to improve existing administrative areas on campus. There is also a current project that is looking into providing enhanced security improvements at Tanner Hall, which houses the University's Police Department.

In the area of general support space, the University has completed during the last planning period two significant enhancements to campus food service operations. Both the West Campus Dining Facility and the Suwanee Dining Hall provide the campus

---

Revised: 26 June 2015



**6 Support Facilities**

community with new and improved food service options. During the next planning period, the Department of Business Services expects to continue its on-going efforts to provide students better food service and commercial venues.

Funding has also been requested to start the development of the first phase of a new complex for the Facilities Department on the Main Campus. When completed, this project will allow the department's existing space in the Mendenhall Maintenance Building to be reallocated for another use and then eventually removed entirely as pressures for building expansion grow in the heart of the campus.

**2.b. Analysis/Assessment of Athletic/Recreation Facilities Needs**

With the addition of the Rec SportsPlex in 2007, the amount of outdoor recreational sports space currently exceeds the amount recommended for FSU's student population size. However, Florida State University remains undersized in indoor recreation space. A 2003 survey of ACC and state of Florida schools indicated the average number of students per indoor recreational court for a major university was 3,798. For a student population of close to 40,000, Florida State University would need 10 full-size indoor basketball courts to adequately serve its student body; currently there are only 3 dedicated indoor courts.

Current industry standards recommend 10 square feet of indoor recreation space per student which would equate to approximately 375,000 square feet for FSU's current student population in Tallahassee. Standards also recommend 2 square feet of indoor fitness-specific space within such a facility. FSU currently has 26,500 square feet of fitness space, significantly less than the 75,000 square feet recommended for FSU's large student population. To meet the needs of the student body, additional indoor space is recommended including fitness space for cardiovascular machines and strength training, warm-up and stretching areas, indoor sports courts, and multipurpose spaces to accommodate various club activities such as martial arts, wrestling, and dance.

**2.c. Projections of Future Space Utilization**

As stated in 1.e. above, FSU does not record utilization for the space types listed in 1.a. above. Support area needs are calculated from FTEs.

**2.d. Future Net Support Space Needs**

Following are projections of the future (2017-18) net support space needs for support space types as described in the University's most recent Educational Plant Survey. **Table 6.5** shows projections for the Main Campus, and **Table 6.6** shows projections for the Panama City Campus.

---

Revised: 26 June 2015

**TABLE 6.5 Future Net Support Space Needs for Main Campus by 2017-2018\***

<b>CLASSIFICATION</b>	<b>OFFICES</b>	<b>STUDENT ACADEMIC SUPPORT</b>	<b>GYM</b>	<b>CAMPUS SUPPORT SERVICES</b>
Space Needs	1,172,363	16,567	117,623	150,480
Less Current Inventory	1,280,422	13,962	87,103	156,317
Less Funded Projects	0	0	0	0
Plus Planned Demolition	91,317	0	0	14,278
Net Space Needs	(16,742)	2,605	30,520	8,441
Percent of Need Satisfied	101%	84%	74%	94%

\*Quantities for Main Campus include satellite facilities Alligator Point, Ball Marine Lab, Southwest Campus, Mission Road Station, Plant Street, Innovation Park, and Gadsden County.  
 Source: Supplemental Educational Plant Survey, April 2013.

**TABLE 6.6 Future Net Support Space Needs for Panama City Campus**

<b>CLASSIFICATION</b>	<b>OFFICES</b>	<b>STUDENT ACADEMIC SUPPORT</b>	<b>GYM</b>	<b>CAMPUS SUPPORT SERVICES</b>
Space Needs	39,382	N/A	N/A	5,055
Less Current Inventory	35,834	N/A	N/A	7,713
Less Funded Projects	0	N/A	N/A	0
Plus Planned Demolition	0	N/A	N/A	0
Net Space Needs	3,548	N/A	N/A	(2,658)
Percent of Need Satisfied	71%	N/A	N/A	153%

\*Existing Net S.F. space needs are based on 2020- 2021 FTE enrollment projections and Table 8 “Space Standards Used in Ten Space Category Needs Generation” used in FSU Educational Plant Survey

Source: FSU Facilities Space Management Database

**2.e./f. Projection of Future Support Gross Building Area Needs**

**Table 6.7** illustrates a projection of future support net and gross building area needs by building increment. The chart also shows a recommendation as to whether future new

Revised: 26 June 2015

**6 Support Facilities**

space needs are best accomplished through renovations (RN), remodeling (RM), or new construction (NC) to existing facilities. Then, **Table 6.8** shows a projection for future athletic field/court needs for the period of this planning study. These figures are based on needs expressed by FSU in order to adequately serve their student, faculty, and staff populations. See **Figure 6.5.1 and 6.6** for recommended locations.

**TABLE 6.7.a Projection of Future Support Gross Building Area Needs – Main Campus**

(\* = completed, under construction, or previously funded)

Project #	Project Name	(RM)Rmdling, (RN)Rnovtns, (NC)New Const	Academic or Other Programs to Benefit from Projects	Net Assignable Square Feet (NASF)	Gross Square Feet (GSF)
<b>Main Campus - E &amp; G</b>					
<b>Currently Funded Projects</b>					
22	Academic Support Building	NC	Facilities	63,000	91,200
<b>Plan Years 1-5</b>					
<b>Plan Years 6-10</b>					
37	Westcott Bldg. Remodeling	RM	Admin	67,500	83,700
38	Cogeneration Plant #1	NC	Campus	20,000	32,000
<b>Main Campus - AUXILIARY AND OTHER PROJECTS</b>					
<b>Division of Student Affairs      Currently Funded Projects</b>					
<b>Division of Student Affairs      Plan Years 1-5</b>					
8	Thagard Building Renovation	RN	Student Affairs	24,000	35,000
15	New Residence Hall Construction	NC	Housing	112,600	164,900
4	Oglesby Student Union Renovations, Phase 2	RN	Union	18,000	30,000
5	Oglesby Student Union Expansion, Phase 1	NC	Union	30,000	40,000
6	Oglesby Student Union Expansion, Phase 2	NC	Union	35,000	50,000
7	FSU Flying High Circus Relocation	NC	Circus	20,000	25,000
8	Thagard Building Expansion	NC	Student Affairs	20,000	30,000
9	Leach Recreation Center Expansion	NC	Camp. Rec.	7,000	10,000
	Racquet Sports Complex	NC	Camp. Rec.	120,000	156,000
	Deviney/Dorman Halls Reconstruction	NC	Housing	107,200	156,800
<b>Division of Student Affairs      Plan Years 6-10</b>					

Revised: 26 June 2015

<b>TABLE 6.7.a Projection of Future Support Gross Building Area Needs – Main Campus</b>					
<b>continued</b>					
<b>Project #</b>	<b>Project Name</b>	<b>(RM)Rmdling, (RN)Rnovtns, (NC)New Const</b>	<b>Academic or Other Programs to Benefit from Projects</b>	<b>Net Assignable Square Feet (NASF)</b>	<b>Gross Square Feet (GSF)</b>
<b>Dept. of Business Services</b>		<b>Currently Funded Projects</b>			
<b>Dept. of Business Services</b>		<b>Plan Years 1-5: none</b>		<b>Plan Years 6-10: none</b>	
<b>Dept. of Intercollegiate Athletics</b>		<b>Currently Funded Projects</b>			
26	Practice Fields Improvements	NC/RN	Athletics	80,000	92,000
<b>Dept. of Intercollegiate Athletics</b>		<b>Plan Years 1-5: none</b>			
<b>Dept. of Intercollegiate Athletics</b>		<b>Plan Years 6-10: none</b>			

Source: FSU See Element 14 Capital Improvement Plan

**TABLE 6.7.b Projection of Future Support Gross Building Area Needs – Southwest Campus**

(\* = completed, under construction, or previously funded)

<b>Project #</b>	<b>Project Name</b>	<b>(RM)Rmdling, (RN)Rnovtns, (NC)New Const</b>	<b>Academic or Other Programs to Benefit from Projects</b>	<b>Net Assignable Square Feet (NASF)</b>	<b>Gross Square Feet (GSF)</b>
<b>Southwest Campus</b>		<b>E &amp; G</b>			
<b>Plan Years 1-5</b>					
SW15A	Warehouse	NC	Facilities	9,000	10,000
SW15B	Warehouse	NC	Facilities	9,000	10,000
<b>Plan Years 6-10</b>					
<b>Southwest Campus</b>		<b>Campus Recreation</b>			
<b>Currently Funded Projects: none</b>					
<b>Plan Years 1-5: none</b>					
<b>Plan Years 6-10</b>					
SW17	Intramural Sports Outdoor Complex, Phase 2 (see Table 6.2.b)	NC	Campus Recreation	7,700	10,000
<b>Southwest Campus</b>		<b>Intercollegiate Athletics</b>			
<b>Plan Years 1-5</b>					
SW18	Tennis Courts Expansion	NC	Athletics	17,000	25,000
<b>Plan Years 6-10: none</b>					

Source: FSU See Element 14 Capital Improvement Plan

Revised: 26 June 2015

**TABLE 6.7.c Projection of Future Support Gross Building Area Needs – Panama City Campus**

(\* = completed, under construction, or previously funded)

Project #	Project Name	(RM)Rmdling, (RN)Rnovtns, (NC)New Const	Academic or Other Programs to Benefit from Projects	Net Assignable Square Feet (NASF)	Gross Square Feet (GSF)
<b>Currently Funded Projects: none</b>					

Source: FSU See Element 14 Capital Improvement Plan

**TABLE 6.8.a Projection of Future Racquet Sports Complex Needs for Main Campus**

FIELD/COURT	NUMBER	SIZE (EACH)	TOTAL SF
<u>Indoor</u>			
Basketball Courts	6	Standard college basketball	56,000
Racquetball/Squash Courts	6	40 x 20 ft. court + clearance (55 x 20)	6,000
Volleyball/Badminton/Ping Pong	3	Standard College Volleyball	5,400
Dedicated Fitness Areas (3)	1	CV/Multi-Weight/Stretch	20,000
Combatives Room	1	Padded walls & floors	5,000
Multipurpose Space	4	100 ft X 50 ft	20,000
<u>Outdoor</u>			
Tennis/Basketball Courts	6	Standard Size	50,000
6 Lane Track	1	Quarter Mile	Around Facility

Source: FSU Recreation Department, September 2006

**TABLE 6.8.b Projection of Future Intramural Field Needs for Southwest Campus Outdoor Complex (Phase 2)**

FIELD/COURT	NUMBER	SIZE (EACH)	TOTAL SF
Sport's Club Tournament Fields	2	400 ft. x 200 ft.	80,000

Source: FSU Recreation Department, April 2015

Revised: 26 June 2015

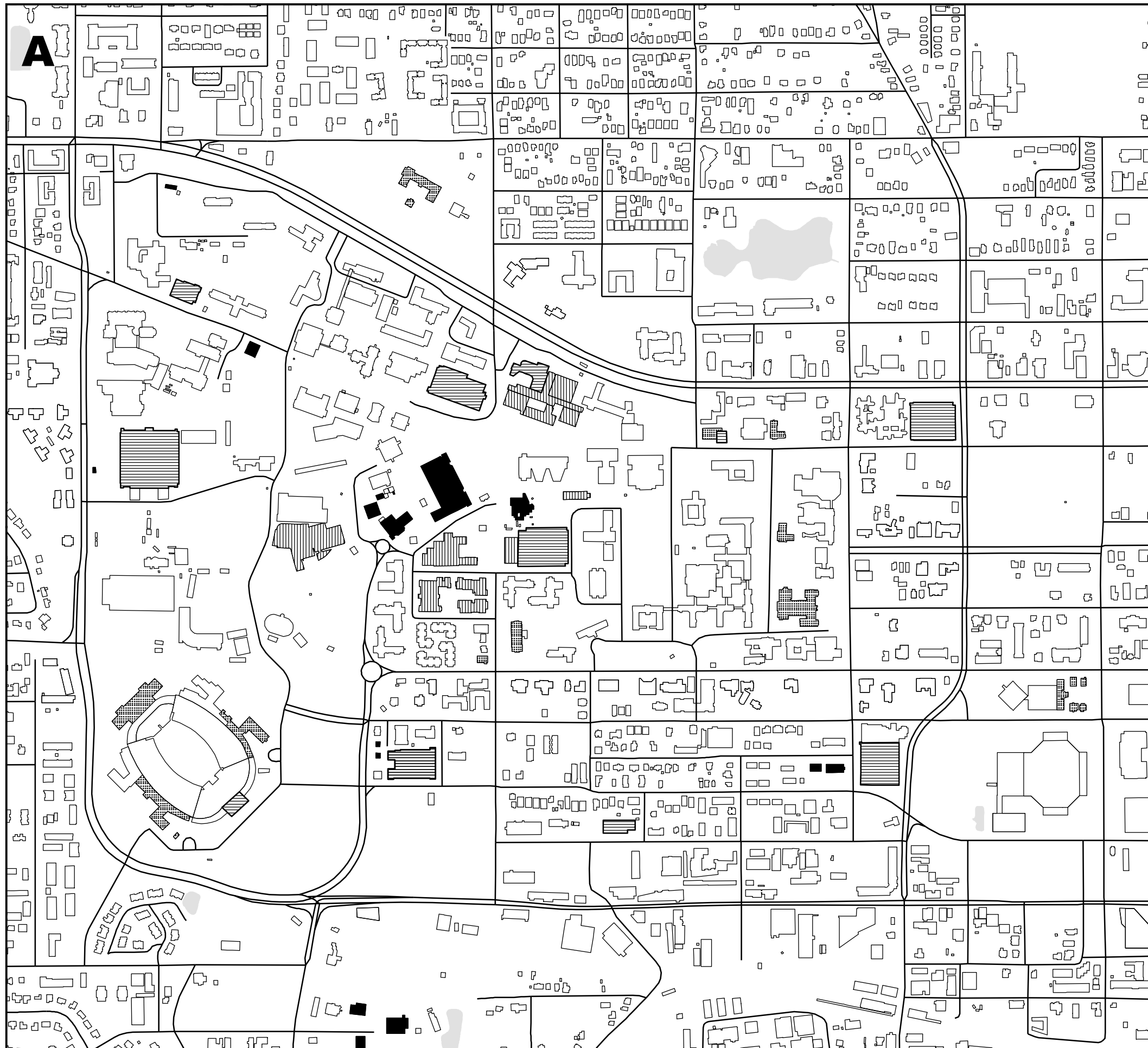






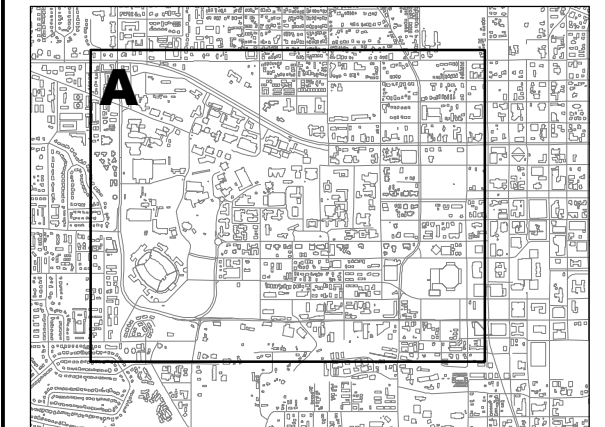
FIGURE 6.1.1

**EXISTING SUPPORT BUILDINGS**

**LEGEND:**

-  GENERAL AUXILIARY
-  PHYSICAL PLANT
-  ADMINISTRATIVE OFFICE SPACE
-  STUDENT SUPPORT SERVICE SPACE

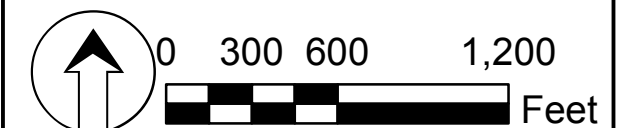
**KEY PLAN:**



**SOURCE:**  
 FLORIDA STATE UNIVERSITY  
 SPACE INVENTORY  
 SYSTEM (2015) - BUILDING  
 SUMMARY SITE OBSERVATIONS

**CAMPUS MASTER PLAN  
 FLORIDA STATE UNIVERSITY  
 TALLAHASSEE, FLORIDA**

SUPPORTING DATA  
 13 JUNE 2008  
 REV.: 26 JUNE 2015



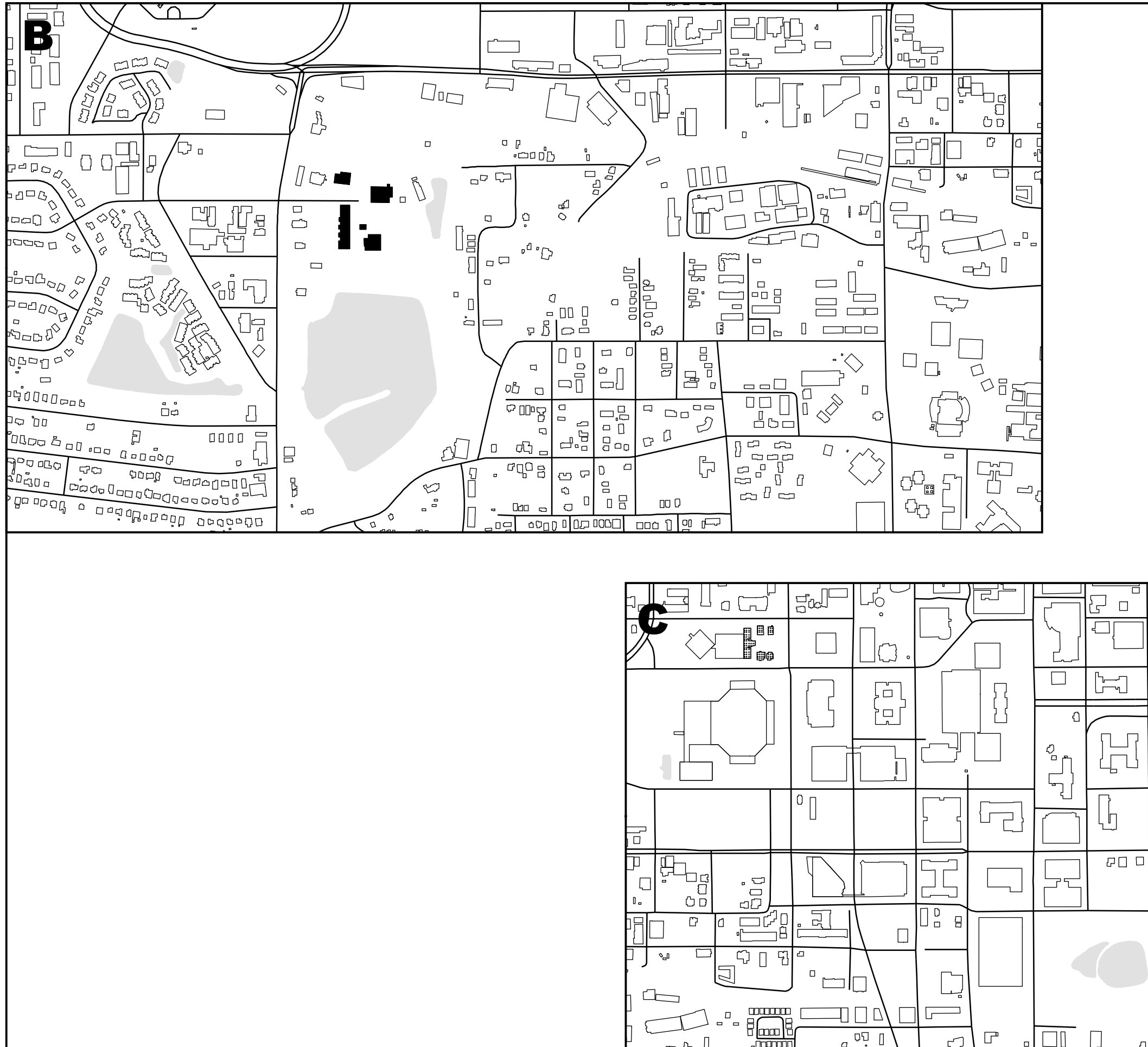






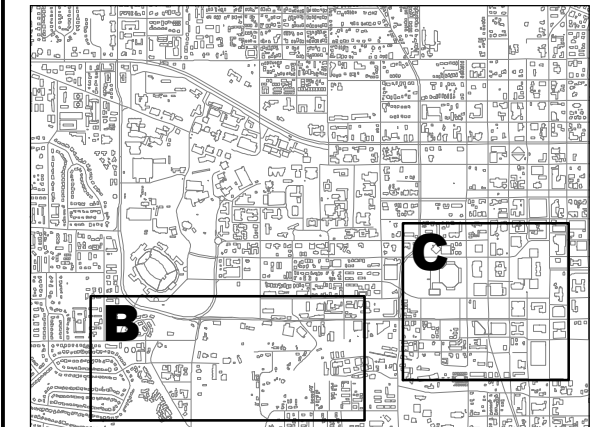
FIGURE 6.1.2

**EXISTING SUPPORT BUILDINGS**

**LEGEND:**

-  GENERAL AUXILIARY
-  PHYSICAL PLANT
-  ADMINISTRATIVE OFFICE SPACE
-  STUDENT SUPPORT SERVICE SPACE

**KEY PLAN:**

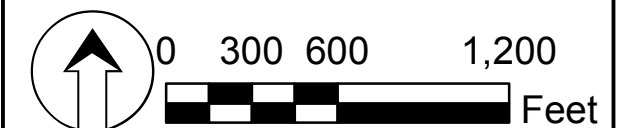


**SOURCE:**

FLORIDA STATE UNIVERSITY  
SPACE INVENTORY  
SYSTEM (2015) - BUILDING  
SUMMARY SITE OBSERVATIONS

**CAMPUS MASTER PLAN  
FLORIDA STATE UNIVERSITY  
TALLAHASSEE, FLORIDA**

SUPPORTING DATA  
13 JUNE 2008  
REV.: 26 JUNE 2015





**LEGEND:**

	CAMPUS BOUNDARY		ADMINISTRATIVE OFFICES
	GENERAL AUXILIARY		PHYSICAL PLANT

**SOURCE:**  
BASE MAP BY FSU

**CAMPUS MASTER PLAN  
FLORIDA STATE UNIVERSITY  
TALLAHASSEE, FLORIDA**

**SOUTHWEST CAMPUS  
SUPPORTING DATA**

**FIGURE 6.2  
EXISTING SUPPORT  
FACILITIES**

SUPPORTING DATA  
13 JUNE 2008  
REV.: 26 JUNE 2015

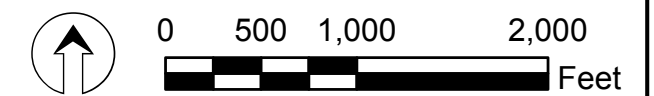






FIGURE 6.3

# EXISTING INTERCOLLEGIATE AND RECREATIONAL ATHLETIC FACILITIES

**LEGEND:**

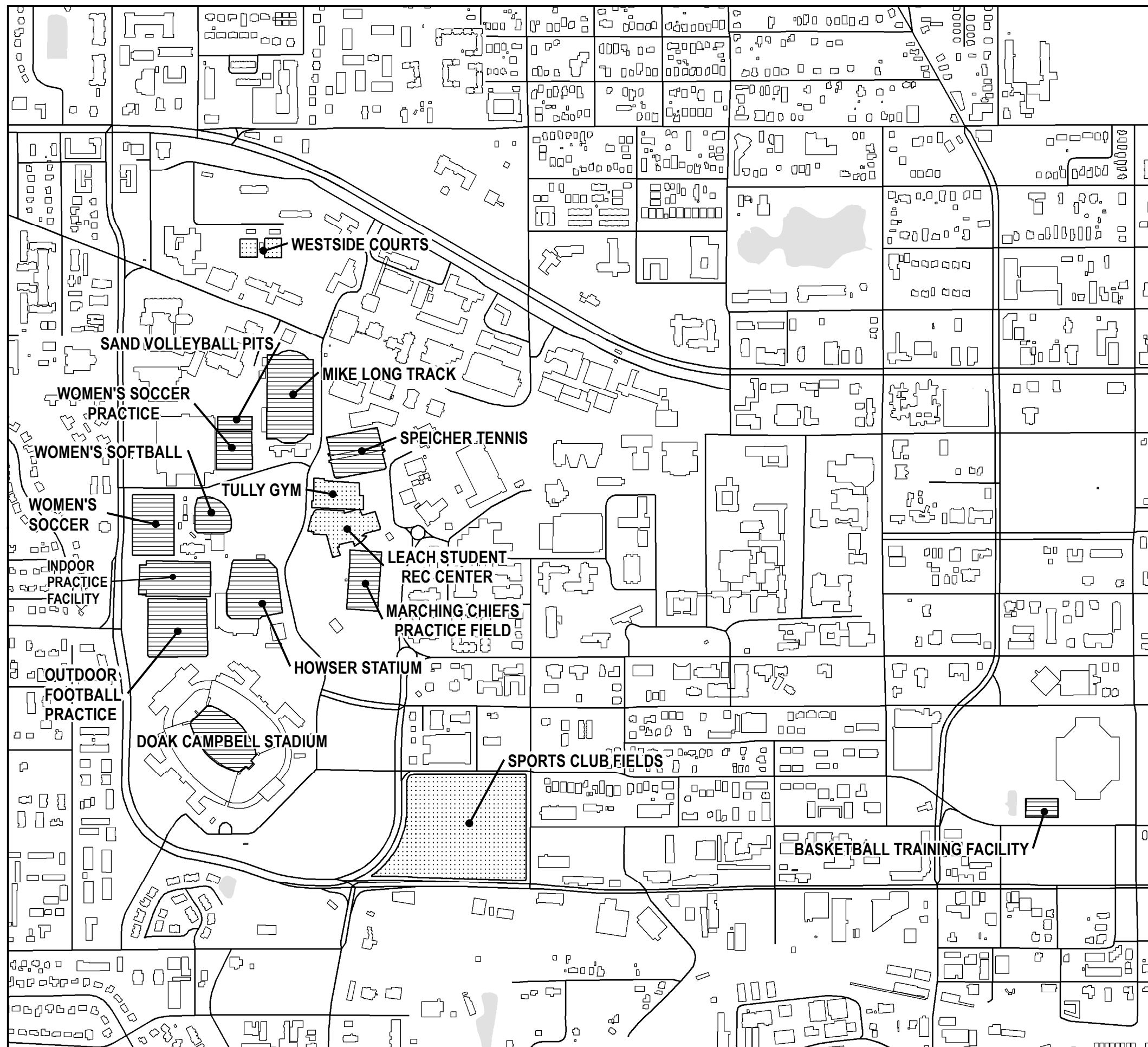
-  INTERCOLLEGIATE ATHLETICS
-  RECREATIONAL

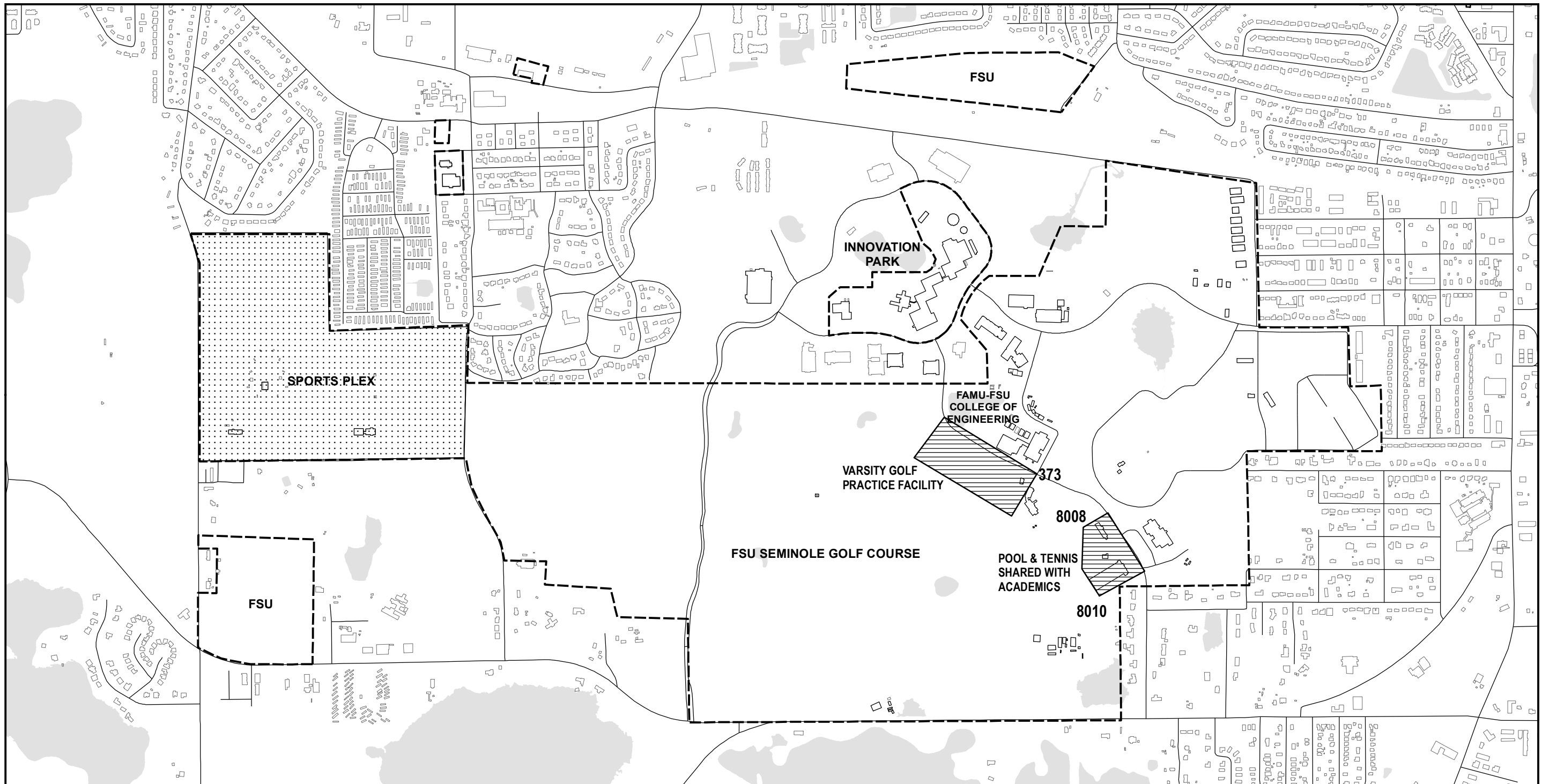
**SOURCE:**

FLORIDA STATE UNIVERSITY SPACE INVENTORY SYSTEM BUILDING SUMMARY (2015), AND SITE OBSERVATIONS

## CAMPUS MASTER PLAN FLORIDA STATE UNIVERSITY TALLAHASSEE, FLORIDA

SUPPORTING DATA  
13 JUNE 2008  
REV.: 26 JUNE 2015





**LEGEND:**



	CAMPUS BOUNDARY		INTERCOLLEGIATE ATHLETICS		INTRAMURAL
---	-----------------	---	---------------------------	---	------------

**SOURCE:**  
 BASEMAP BY FSU



**CAMPUS MASTER PLAN  
 FLORIDA STATE UNIVERSITY  
 TALLAHASSEE, FLORIDA**

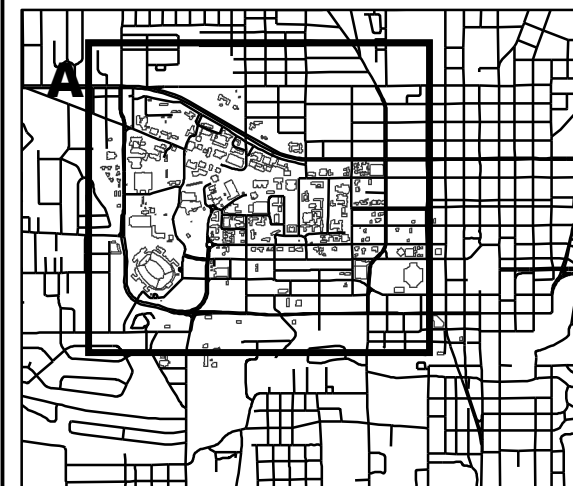
**SOUTHWEST CAMPUS  
 SUPPORTING DATA**

**FIGURE 6.4**  
**EXIST. INTERCOLLEGIATE  
 ATHLETIC & INTRAMURAL FAC.  
 SUPPORTING DATA**  
 13 JUNE 2008  
 REV.: 26 JUNE 2015

 0 500 1,000 2,000  
 Feet

**FIGURE 6.5.1**  
**FUTURE SUPPORT**  
**LOCATIONS**

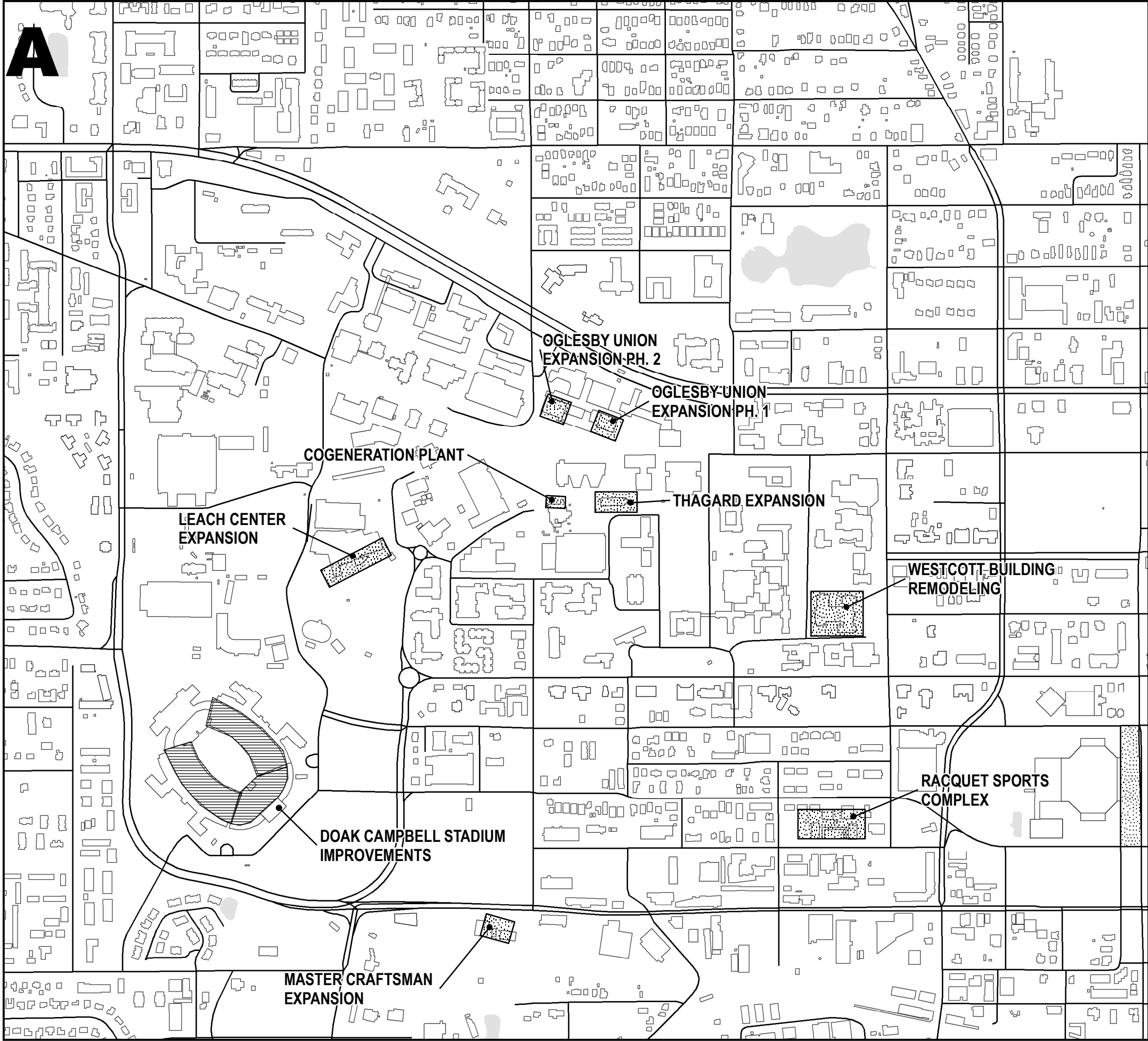
-  NEAR-TERM PHASING (YEAR 1-5)
-  LONG-TERM PHASING (YEAR 6-10)

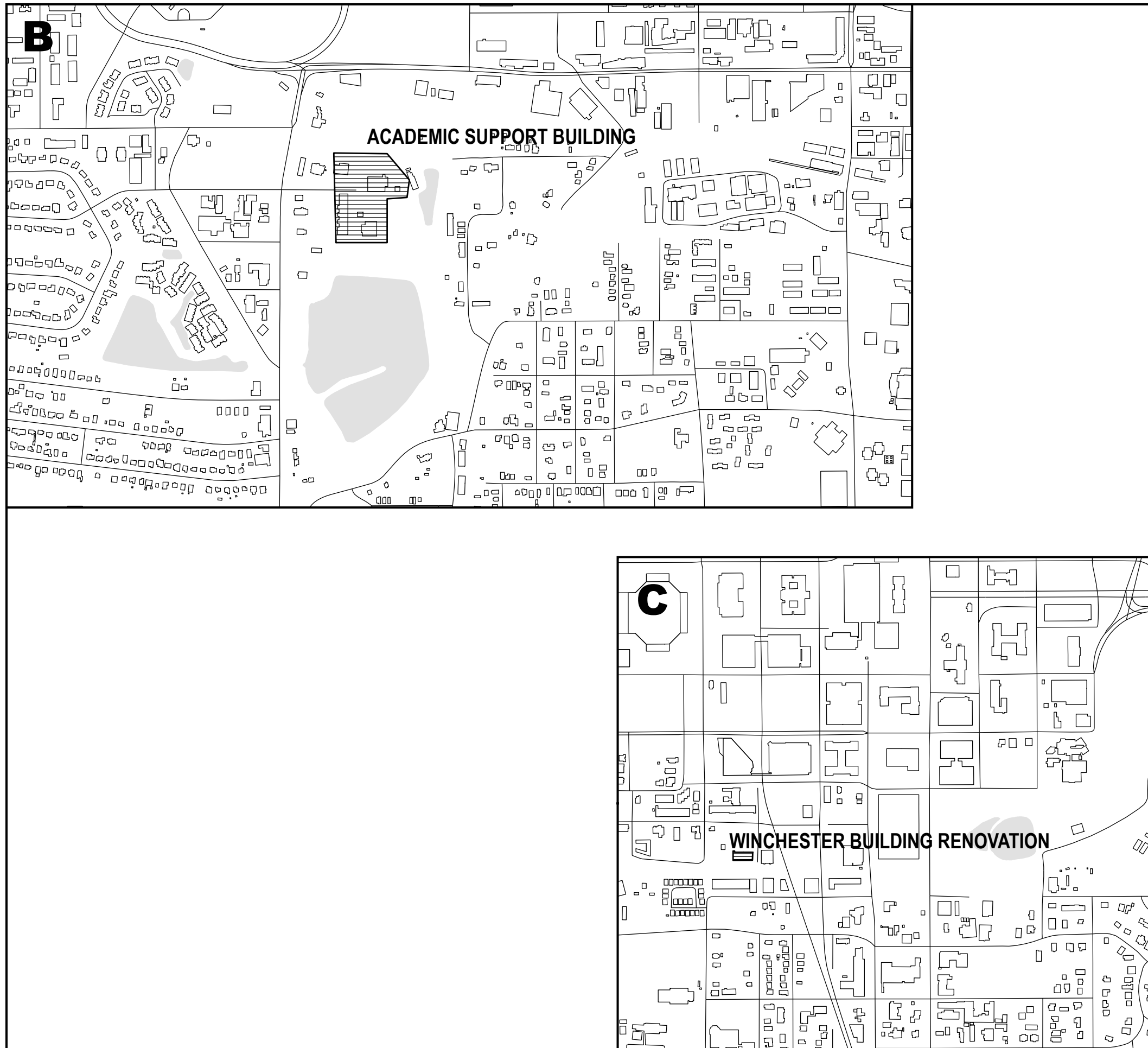


**SOURCE:**  
 BASEMAP BY FSU

**CAMPUS MASTER PLAN**  
**FLORIDA STATE UNIVERSITY**  
**TALLAHASSEE, FLORIDA**

SUPPORTING DATA  
 13 JUNE 2008  
 REV.: 26 JUNE 2015





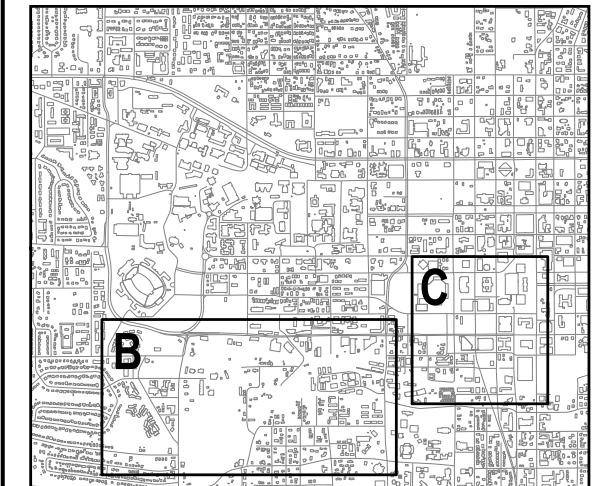
**FIGURE 6.5.2**

**FUTURE  
SUPPORT  
LOCATIONS**

**LEGEND:**

-  NEAR-TERM PHASING  
(YEAR 1-5)
-  LONG-TERM  
(YEAR 6-10)

**KEY PLAN:**



**SOURCE:**


BASEMAP BY FSU

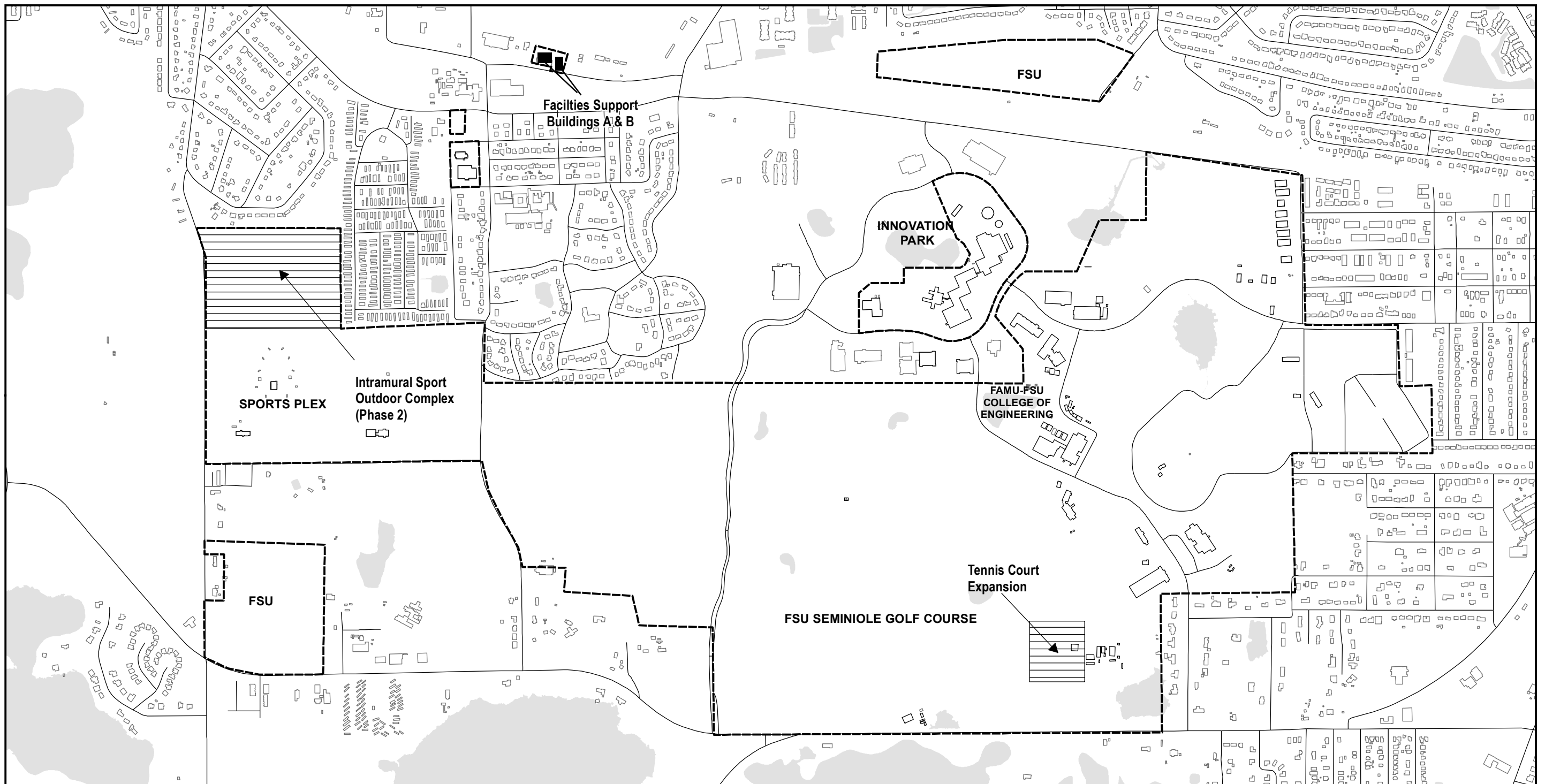
**CAMPUS MASTER PLAN  
FLORIDA STATE UNIVERSITY  
TALLAHASSEE, FLORIDA**

SUPPORTING DATA

13 JUNE 2008

REV.: 26 JUNE 2015





**LEGEND:**    CAMPUS BOUNDARY    GENERAL AUXILIARY    PHYSICAL PLANT

**SOURCE:**    **CAMPUS MASTER PLAN**  
 BASEMAP BY FSU    **FLORIDA STATE UNIVERSITY**  
    **TALLAHASSEE, FLORIDA**

**SOUTHWEST CAMPUS**  
 SUPPORTING DATA

**FIGURE 6.6**  
**FUTURE SUPPORT FACILITIES**  
 SUPPORTING DATA  
 13 JUNE 2008  
 REV.: 26 JUNE 2015

0    500    1,000    2,000  
 Feet